

God Creates People

In the Beginning

Genesis 1:26–2:4

Bible Point

God always loves us.

Purpose

What makes someone special? Looks? Unique qualities? Skills? People are God’s special creation because we’re made in God’s image. **God always loves us**, and his love for us makes us special!

Genesis tells about how God created people in a special way and for a special reason. As God’s image-bearers, we get to show the world what God is like, and we get to love and care for God’s creation. What special jobs!

Like God’s love makes us special, the love young kids have for their favorite stuffed animals or toys makes these ordinary objects special. And *you* get to show kids God’s love through this lesson!



Prayer

God, I praise you because I am fearfully and wonderfully made. As your image-bearer, please help me show children who you are today. In Jesus’ name, amen.

Prep

Opening Options	Sing & Play	Bible Discovery & Goodbye Circle	Apply-It Options
<ul style="list-style-type: none"> <input type="checkbox"/> Option Cards* <input type="checkbox"/> <i>Pompom Shapes</i>: multicolored pompoms, white bulletin board paper, markers <input type="checkbox"/> <i>Play Dough People</i>: play dough 	<ul style="list-style-type: none"> <input type="checkbox"/> <i>Music CD</i>* <input type="checkbox"/> <i>Buddy Video DVD</i>* <input type="checkbox"/> <i>Music Video DVD</i>* <input type="checkbox"/> Savanna Bible Memory Buddy poster <input type="checkbox"/> media player <input type="checkbox"/> Bible (bookmark Ephesians 3:18) 	<ul style="list-style-type: none"> <input type="checkbox"/> "God Creates People" Bible Story poster* <input type="checkbox"/> <i>Music CD</i>* <input type="checkbox"/> Savanna Bible Memory Buddy stickers* (1 per child) <input type="checkbox"/> media player <input type="checkbox"/> Bible (bookmark Genesis 1:27; 2:1-3) <input type="checkbox"/> chenille wires (2 per child) <input type="checkbox"/> scissors (1 per Crew) 	<ul style="list-style-type: none"> <input type="checkbox"/> <i>Game</i>: upbeat music, media player <input type="checkbox"/> <i>Food-n-Friendship</i>: snack, napkins, hand cleanser, <i>Music CD</i>*, media player <input type="checkbox"/> <i>Coloring Creation</i>: "God Creates People" Coloring Creation pages* (1 per child), crayons, glue sticks, wet wipes, child-safe scissors, yarn, <i>Music CD</i>*, media player

* in your **Simply Loved Kit**

Opening Options

Set up one—or both—of these intro activities to start your time together. Each activity connects kids to the Bible Point and to each other. Cut apart these Option Cards, and place one by each activity you choose. Crew Guides will follow the directions and build friendships with kids as they make discoveries together!



Pom-pom Shapes

Supplies

- multicolored pom-poms, white bulletin board paper, markers

Cover a table with paper, then draw several simple shapes in different colors.

Use pom-poms to make shapes like the drawings.

We're using pom-poms to make shapes like the ones we see. And God made *us* to be like him. We know **God always loves us** because he created us in his image.

? How are *you* like someone you love?

Play Dough People

Supplies

- play dough

Make play dough people.

God is our Creator. We're all different because God made each of us in a special way. He loves how he made us—God always loves us.

? What's something that makes you special?

Opening

Now's a great time for Opening Options. Choose one—or both—to introduce today's Bible discoveries.



"The Cleanup Song" (*Music CD track 1*)

Help kids transition by cleaning up before sitting with their Connect Crews. A Connect Crew is a smaller group of kids with one Crew Guide.

Sing & Play

Welcome

Hello, friends! I'm so glad you're here today. Let's sing our welcome song.



"Hello, My Friends" (*Music CD track 2*)

Say hello to our Crew Guides. They're our go-to friends who are here to have fun and learn along with us. Let's use our hands God made to say hello!

- Kids give their Crew Guides high-fives and low-fives.

Bible Point

Today we'll discover a Bible Point together! **God always loves us.** Every time you hear the words **"God always loves us,"** we'll open our hands and say, **"Wow, God!"** Let's try that together. Repeat several times.

God made everything in our world. Do this with me.

- Move your fists on top of each other as if building something.
- Shout out things God made as you keep "building." For example: sky, trees, animals, and so on.
- Say this rhyme together.

God made people special. (*point at people around the room*)

Everyone we see. (*shade eyes with hand*)

God made my friend [say a child's name]. (*high-five that person*)

And God made me! (*point to yourself with both thumbs*)

God always loves [say child's name again]. (*high-five that person*)

And God always loves me! (*hug yourself*)



Supplies

- Bible
- *Music CD*
 - "Hello, My Friends"
- *Buddy Video DVD*
 - Savanna Bible Memory Buddy video (Week 2)
- *Music Video DVD*
 - "Made for This" music video
 - "God of the Stars" music video
- media player
- Savanna Bible Memory Buddy poster



Wow, God!

Repetition cements learning, so be sure to say today's Bible Point A LOT. Have fun with it! Kids will love listening for it and responding with "Wow, God!"

Repeat, inviting kids to say friends' names and give them high-fives.

God always loves us. (Wow, God!) **He made our world, and he made us extra special. Let's sing and move to a song to celebrate!**

 "Made for This" music video

Bible Memory Buddy & Verse

It's time to talk to our friend Buzzly Bee. Buzzly will introduce us to a Bible Memory Buddy friend. Let's call for Buzzly.




- Flap hands quickly like a bee.
- Make buzzing sounds.

 Savanna Bible Memory Buddy video (Week 2)

Savanna the giraffe helps us remember **God always loves us.** (Wow, God!)

- Show the Bible Memory Buddy poster.
- Everyone waves hello to Savanna.
- Explain that Savanna has spots. Count some of her spots together.


God always loves us. (Wow, God!) **We don't have spots like a giraffe, but we do have things about us that make us special. Savanna's spots make her special, too. Let's find out more!**

 Show the Bible. **Our Bible Memory Verse comes from the Bible. The Bible is God's true story of love for us! Let's say the verse together. I'll say a line, and then you repeat after me.**

"And may you have the power (make muscles with arms)
to understand, (point to head)
as all God's people should, (sweep hands in front of you)
how wide, (spread arms wide)
how long, (move arm in front like tracing a long line)
how high, (stretch up with hand above head)
and how deep (crouch down)
(God's) love is." (hug yourself)
(Ephesians 3:18)

God made us, and God always loves us. (Wow, God!) **God doesn't love people just a little.** Hold up thumb and pointer finger to show a little. **God loves all people a lot!** Stretch up with hand above head like a giraffe.

 **Who do you love a lot?** Invite a few responses from the whole group.



Out of all the things God made, he made people the most special. We're special because **God always loves us!** (*Wow, God!*) Let's celebrate God's love with a song.

 "God of the Stars" music video

Bible Discovery

God always loves us! (*Wow, God!*) Show a Bible. Today our Bible story tells us God created, or made, people. God created everything in our world, and he made people to be extra special. Let's find some special things in our room.

- Identify special things in your room. For example, if you have a lot of blue chairs, point out a red one as different and special. Or if you have lots of small blocks, point out a big one as special.

? **What makes these things special?** Invite responses from the whole group.

These things are special because they're different. God made people special. We're different from everything else God made. We're not like trees, dogs, or giraffes—we're even more special! Let's read in the Bible to find out what makes people different.

 Read aloud Genesis 1:27.


Show the Bible Story poster. **God made people in his image. That means we get to show what God is like! God created—that means he made things. So let's create something now with our Connect Crews.**

- Get comfy and sit in knee-to-knee circles with Connect Crews.
- Give each Crew Guide a pair of scissors and two chenille wires per child.
- Crew Guides give each child one chenille wire.
- Help kids form a circle at the top of the chenille wire to resemble a head.

Supplies

- Bible
- "God Creates People" Bible Story poster
- chenille wires (2 per child)
- scissors (1 per Crew)

We call helpers Crew Guides. If you lead a small class, you can be the Crew Guide. Simply gather kids in a cozy circle around you. If you have helpers, form smaller groups so each child can be known—and so kids can befriend your helpers, too!



People are special because our heads let us think and talk. We can think and tell people about God! Let's talk about this in our Connect Crews.

- ❓ **What could you tell people about God?** Invite Crew Guides to share first.
- Kids make their wire people "talk" to a friend's wire person and say something about God. For example, "God is good!" or "God loves you!"

Let's keep creating! Next, we'll make arms for our people. God told the people he made to care for his creation. Arms help us show God's care.


- Crew Guides cut remaining chenille wires in half.
- Help each child twist half a chenille wire around the middle of the chenille wire person to make arms.
- Give examples of ways we can use our arms to show what God's care is like. For example, we can care for a pet by giving it some water. Or we can care for people by clapping for them.
- Kids make their wire people's hands clap together.

No matter how God made us, we can all show his love!

Let's keep creating our people! Next, we'll add legs. Legs help us move joyfully and show God's joy to the world.

- Show kids how to twist the other half of the chenille wire around the bottom of the wire person to make legs.
- Have kids make their wire people jump for joy; then invite kids to jump for joy, too!
- Kids give their wire people a hug to show love.

God always loves us. (*Wow, God!*) **He loves our heads, our arms, our legs, and everything about us. God's love makes us his special creations. Let's find out what God did after he created people.**


 Read aloud Genesis 2:1-3.


God rested. That's why we have a special day each week to rest and honor God.

- Kids lay their wire people down to rest.
- Kids close their eyes and rest for several moments, too.
- While kids' eyes are closed, pray and thank God for loving us and creating us in a special way.
- Let wire people continue resting.

People are God's special creation, and God will always love us. (*Wow, God!*) **He made us in his image so we can show his love, his care, and his joy!**

Now's a great time for Apply-It Options.
Choose one or more that fit your time frame to support today's Bible discoveries before the closing Goodbye Circle.



 Read the verse from the Bible. You're showing kids that God's Word is special. Don't worry—we've kept the verses short for young attention spans.

Apply-It Options

Choose one—or all—of these activities to support kids' learning after Bible Discovery.

Game

Supplies: upbeat music, media player

Play upbeat music, move in a special way, and have kids do what you do. For example, hop, crab-walk, or tiptoe. When you randomly stop the music, kids lie down and "rest." Choose a child to create another special way to move, then resume the music.

In this game, we did what the leader did. God is our leader, and God made us to be like him. God always loves us! *(Wow, God!)* **God's love for us makes us special!**



Food-n-Friendship

Supplies: snack, napkins, hand cleanser, *Music CD*, media player

- Give a napkin to a friend and say, **"God always loves us."** *(Wow, God!)*

 **"God, You Are So Good"**
(Music CD track 3)

- Eat snack together.
- ❓ **When we pray, we talk with God. Who has something we can talk with God about?**
- Pray together.

God always loves us. *(Wow, God!)* **God put people in charge of caring for his creation. Let's care for our room and clean up our trash.**




Coloring Creation

Supplies: "God Creates People" Coloring Creation pages (1 per child), crayons, glue sticks, wet wipes, child-safe scissors, yarn, *Music CD*, media player

God always loves us. *(Wow, God!)* **He made us special. Let's draw ourselves!**

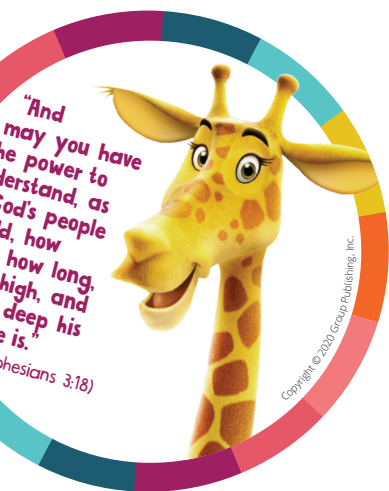
- Draw a face on the person.
- Color the picture.
- Use glue sticks to attach yarn hair to the person.
- Play music as kids create.

 **"How Wide?"**
(Ephesians 3:18)
(Music CD track 5)



Supplies

- Music CD
 - “Goodbye, My Friends”
 - “How Wide?” (Ephesians 3:18)
- media player
- Savanna Bible Memory Buddy stickers (1 per child)



Saying each child's name in a loving way helps kids simply experience God's love through you!

Goodbye Circle

It's almost time to say goodbye! Let's sing our goodbye song as we join hands and make one big circle!

“Goodbye, My Friends” (Music CD track 4)

God always loves us. (Wow, God!) We are God's special creation. We get to show the world what God is like. Sigh loudly. But sometimes we don't show God's goodness. We say mean things, our hands grab instead of share, and our feet stomp when we want our own way. That's why we need Jesus! Jesus came to be with us and show us God's perfect and special love.

- Pray, thanking Jesus for helping us and for being our friend.
- Show the Bible Memory Buddy poster, and remind kids that Savanna helps us remember **God always loves us.** (Wow, God!)
- Invite Crew Guides to give kids the Savanna stickers to wear or take home. As they give one to each child, have them say, “[Child's name], **God always loves you.**”

“How Wide?” (Ephesians 3:18) (Music CD track 5)

- Do Bible Memory Verse motions and move to the music!
- Help wire people wake up and move to the music, too!

