

Jesus Is Tempted

Follow Jesus

Matthew 4:1-11

Bible Point

Jesus shows us how to live.

Purpose

Temptation is the powerful tug-of-war between our will and God's will. When we're tempted, we know better, but we *really* just want to choose our way instead of God's way.

Young kids are just beginning to learn self-regulation skills and the art of doing things someone else's way. As young children grow, caregivers ask kids to make good choices or face the consequences. It's not easy, but having loving examples to follow helps our young friends choose well.

Jesus is the ultimate example of choosing God's way. When tempted by the devil, Jesus stood firm and relied on God's truth to guide his every choice. Share that truth with kids today as you model for them what loving and following Jesus looks like. Just think, you're equipping them to choose God's way for the rest of their lives.



Prayer

Dear God, thank you for giving me the strength I need to choose your way. Jesus, I want to follow you as I lead the kids in my care today. Thanks for showing me the way. In your name, amen.

Prep

Opening Options	Sing & Play	Bible Discovery & Goodbye Circle	Apply-It Options
<ul style="list-style-type: none"> <input type="checkbox"/> Option Cards* <input type="checkbox"/> <i>Mount Blocks</i>: building blocks <input type="checkbox"/> <i>Colorful Food</i>: paper, watercolor paints, paintbrushes, small cups of water 	<ul style="list-style-type: none"> <input type="checkbox"/> <i>Music CD</i>* <input type="checkbox"/> <i>Music Video DVD</i>* <input type="checkbox"/> <i>Buddy Video DVD</i>* <input type="checkbox"/> Sal Bible Memory Buddy poster* <input type="checkbox"/> media player <input type="checkbox"/> Bible (bookmark Philippians 4:13) 	<ul style="list-style-type: none"> <input type="checkbox"/> "Jesus Is Tempted" Bible Story poster* <input type="checkbox"/> <i>Music CD</i>* <input type="checkbox"/> Sal Bible Memory Buddy stickers* (1 per child) <input type="checkbox"/> media player <input type="checkbox"/> Bible (bookmark Matthew 4:1-2, 4, 6-7, 10) <input type="checkbox"/> cardboard blocks (1 per child) 	<ul style="list-style-type: none"> <input type="checkbox"/> <i>Game</i>: no supplies <input type="checkbox"/> <i>Food-n-Friendship</i>: snack, napkins, hand cleanser, <i>Music CD</i>*, media player <input type="checkbox"/> <i>Coloring Creation</i>: "Jesus Is Tempted" Coloring Creation pages* (1 per child), crayons, food stickers, <i>Music CD</i>*, media player

* in your *Simply Loved Kit*

Opening Options

Set up one—or both—of these intro activities to start your time together. Each activity connects kids to the Bible Point and to each other. Cut apart these Option Cards, and place one by each activity you choose. Crew Guides will follow the directions and build friendships with kids as they make discoveries together!



Mount Blocks

Supplies: building blocks

Build mountains out of blocks.

? If you could climb to the top of a mountain, what would you want to see?

God made the mountains and the deserts and the whole world. And God sent his only Son, Jesus, to the world to be our friend. When we're friends with Jesus, **Jesus shows us how to live.** In our Bible story today, Jesus went to a mountain and showed us how to love and obey God's words.



Colorful Food

Supplies: paper, watercolor paints, paintbrushes, small cups of water

Paint food that you like.

? What foods do you like?

In our Bible story, Jesus didn't eat any food for a long time. He must have been hungry! Even though he was hungry, Jesus showed us how to love God and God's words. **Jesus shows us how to live.**

Opening

Now's a great time for Opening Options. Choose one—or both—to introduce today's Bible discoveries.



"The Cleanup Song" (*Music CD track 1*)

Help kids transition by cleaning up before sitting with their Connect Crews. A Connect Crew is a smaller group of kids with one Crew Guide.

Sing & Play

Welcome

Hello, friends! I'm so glad you're here today. Let's sing our welcome song.



"Hello, My Friends" (*Music CD track 2*)

Let's say hello to our Crew Guides. They're our go-to friends who are here to have fun and learn along with us.

- Kids give their Crew Guides an elbow bump.

Bible Point

Today's Bible Point is **Jesus shows us how to live**. Every time you hear the words **"Jesus shows us how to live,"** point forward with both hands (demonstrate) and say, **"Follow Jesus!"** Let's try that together.

It's fun to show people things. Let's have a quick show and tell! Turn to a friend beside you and show that person something you are wearing today. Why do you like it? Where did you get it?

- Help everyone find a partner.
- Give partners about 30 seconds to talk.

Thanks for showing your friend something about you! When Jesus lived on earth, he showed us some very special things. I'll show you! Follow me.

Jesus showed us how to choose God's way. (*point up*)

Jesus showed us how to love others. (*give a friend a hand hug*)

Jesus showed us how to pray. (*fold hands together*)

Jesus showed us how to care for people in need. (*pat a friend on the shoulder*)

Jesus shows us how to live. (*Follow Jesus!*)



Supplies

- Bible
- *Music CD*
 - "Hello, My Friends"
- *Music Video DVD*
 - "I Have Decided to Follow Jesus" music video
 - "Your Power Will Pull Us Through" music video
- *Buddy Video DVD*
 - Sal Bible Memory Buddy video (Week 1)
- media player
- Sal Bible Memory Buddy poster



Follow Jesus!

Repetition cements learning, so be sure to say today's Bible Point A LOT. Have fun with it! Kids will love listening for it and responding "Follow Jesus!"

Yes! Let's follow Jesus as we sing a song.



"I Have Decided to Follow Jesus" music video



Bible Memory Buddy & Verse

It's time to talk to our friend Buzzly Bee. Buzzly will introduce us to a new Bible Memory Buddy friend. Let's call for Buzzly. Do what I do!

- Flap hands quickly like a bee.
- Make buzzing sounds.



Sal Bible Memory Buddy video (Week 1)

Our friend Sal the spotted-tail salamander reminds us that **Jesus shows us how to live.** (*Follow Jesus!*)

- Show the Bible Memory Buddy poster.
- **Salamanders have skin—kind of like people do!**
- Have everyone touch their skin, moving two fingers from their elbows to their hands like a salamander is scurrying down their arms!




Show the Bible. **The Bible is God's true story of love! Our Bible Memory Verse comes from the Bible. Let's say it together. I'll say a line, and then you repeat after me.**

"For I can do everything (*spread arms out*) **through Christ,** (*point up*) **who gives me strength."** (*make muscles*)
(Philippians 4:13)

We don't have to follow Jesus by ourselves. No way! Jesus shows us how to live. (*Follow Jesus!*) **He'll give us the strength we need. Jesus' power will pull us through! Let's sing about that now.**



"Your Power Will Pull Us Through" music video



Bible Discovery

Jesus shows us how to live. *(Follow Jesus!)* Hold up a Bible. **Today our Bible story tells about when Jesus lived on earth a long time ago. Jesus is God's only Son. God sent Jesus to live on earth because God loves all people so much.**

- Have everyone get comfy and sit in knee-to-knee circles with Connect Crews.
- ❓ **If Jesus lived on earth today—right here in our town—what would you want to show him?** Invite Crew Guides to share first.
- Crew Guides give thumbs-up when everyone has shared.

Jesus lives with his Father, God, in heaven now. But when he *did* live on earth, Jesus showed us how to live. *(Follow Jesus!)* In today's story, Jesus showed us how to choose God's way.

One day Jesus left the town where he was staying and went to the wilderness. People don't usually live in the wilderness; it's kind of like the middle of nowhere with no one around. Let's imagine we're in the wilderness, too. Do what I do!

- Spread out around the room.
- Hold arms out at your sides to make sure you're alone and can't touch anyone else.
- Cup hands around your mouth and say "Hello!"
- Place a hand behind your ear and listen to silence.
- Sit down.


No person was with Jesus in the wilderness. But Jesus wasn't all alone. The devil was there, too. The devil is *not* God's friend. In fact, he wants to hurt our friendship with God. So he tempted Jesus. When you tempt someone, you invite them to make a not-so-good choice.

- ❓ **When have you been tempted to make a not-so-good choice?** Share a relatable story from when you were a kid. Then invite a few responses from the whole group.

But don't worry. Jesus shows us how to live. *(Follow Jesus!)* When the devil tempted Jesus, Jesus chose God's way!

- Invite everyone to jump and cheer for Jesus.
- Point both arms forward and say, "Follow Jesus!"

Let's read what happened from the Bible.


 Read aloud Matthew 4:1-2.

Supplies

- Bible
- "Jesus Is Tempted" Bible Story poster
- cardboard blocks (1 per person)

We call helpers Crew Guides. If you lead a small class, you can be the Crew Guide. Simply gather kids in a cozy circle around you. If you have helpers, form smaller groups so each child can be known—and so kids can befriend your helpers, too!

Welcome a few responses. Be sure to summarize what kids say so everyone can hear.

 Read the verses from the Bible. You're showing kids that God's Word is special. And don't worry; we've kept the verses short for young attention spans.

Jesus was hungry! Have everyone rub their tummies. **What food do you think Jesus wanted to eat?** Invite responses from the whole group.

The sneaky devil must have thought that Jesus wanted bread. So he said, “If you’re the Son of God, tell these stones to become bread!”

Well, Jesus is the Son of God, so he could have done it—God can make anything! But that would have been choosing the sneaky devil’s way. Jesus remembered something God had said. Let’s read it together.

- Have kids hold hands open in front of them like they’re reading God’s words in the Bible.



Read aloud Matthew 4:4.

Jesus chose God’s way! It was like he told the devil, “No way. Not today. I will choose God’s way!” Do and say this with me. Start by crouching down then jumping up and standing strong.

- **No way!** (*shake head “no”*)
- **Not today.** (*cross arms in front of self to say “no”*)
- **I will choose** (*point to self*)
- **God’s way!** (*pump fist up and point heavenward*)
- Sit down again.

Jesus shows us how to live. (*Follow Jesus!*) **Jesus showed us how to choose God’s way.**

But the sneaky devil didn’t give up so easily. He tempted Jesus again. He and Jesus left the wilderness and went to a city called Jerusalem. They stood on a tall building together. Let’s quickly work together to make a tall building.

- Tell Crews to use cardboard blocks to make a tall building.
- Have everyone get a cardboard block and then work together to build for about one minute.
- Have everyone sit around their Crew’s tall tower.
- Gently tell kids that although they may be tempted to touch the blocks, they should choose to only look at the towers for now.


When Jesus was on top of the tall building, the devil tempted Jesus again. Let’s read what was said.



Read aloud Matthew 4:6-7.

Jesus showed us again how to choose God’s way. The sneaky devil was very tricky, and he twisted God’s words. But Jesus is God’s Son, so Jesus knew to *never* do what the devil says. Let’s follow Jesus’ example and choose God’s way again. Follow me!

- Crouch down, then jump up and stand strong.
- **No way!** (*shake head “no”*)



- **Not today.** (*cross arms in front of self to say “no”*)
- **I will choose** (*point to self*)
- **God’s way!** (*pump fist up and point heavenward*)
- Sit down again.

Jesus shows us how to live. (*Follow Jesus!*) Jesus showed us again how to choose God’s way. But the devil tempted Jesus one more time. This time, he took Jesus to the top of a mountain. Let’s work together to make a mountain.

- Invite Crews to knock down their towers.
- Have each person pick up a block, then pile all the blocks on a table.
- With the whole group, stand in a big circle around the table.

Wow! Do you see this big mountain? The devil took Jesus to the top of the mountain and told Jesus to look all around. Let’s look around together.

- Shield your eyes with your hand.
- Look all around the room.
- Show the Bible Story poster.

Jesus saw everything—rulers, riches, people. And the devil said, “I’ll give it all to you if you kneel down and worship me.” *Worship* is when we say someone is the best. Let’s read what Jesus said.



Read aloud Matthew 4:10.

Jesus showed us again how to choose God’s way. No way would Jesus choose to worship the devil! He chose to worship only God. Let’s choose that, too. Follow me!

- Crouch down, then jump up and stand strong.
- **No way!** (*shake head “no”*)
- **Not today.** (*cross arms in front of self to say “no”*)
- **I will choose** (*point to self*)
- **God’s way!** (*pump fist up and point heavenward*)
- **Now, go away!** (*stomp foot and point to the door*)
- Sit down again.

The sneaky devil went away. Good riddance! And angels came and took care of Jesus.

- Let out a sigh.
- Have everyone give a friend a pat on the back.
- Together, leave the “mountain” and circle up with Connect Crews again.

Jesus shows us how to live. (*Follow Jesus!*) **Sometimes we’re tempted to make not-so-good choices. When we’re tempted, we can follow Jesus and choose God’s way. God’s way is always the best way. Let’s practice choosing God’s way. We’ll say our rhyme together each time.**

When we’re tempted to eat candy that isn’t ours:

- Crouch down, then jump up and stand strong.
- **No way!** (*shake head “no”*)
- **Not today.** (*cross arms in front of self to say “no”*)
- **I will choose** (*point to self*)
- **God’s way!** (*pump fist up and point heavenward*)
- Sit down again.

When we’re tempted to be bossy or hit someone who makes us mad:

- Repeat the rhyme and actions.

When we’re tempted to disobey and not do what we’re told:

- Repeat the rhyme and actions.

Jesus shows us how to live. (*Follow Jesus!*) **Jesus didn’t just show us once and leave us on our own. No way! Jesus will help us choose God’s way. We can always pray and talk with Jesus and ask for his help. Let’s do that now. Close in prayer.**

Repeat, repeat! Feel free to do activities more than once. You’ll give kids time to catch on and jump in.

Now’s a great time for Apply-It Options. Choose one or more that fit your time frame to support today’s Bible discoveries before the closing Goodbye Circle.

Apply-It Options

Choose one—or all—of these activities to support kids' learning after Bible Discovery.

Game

Play a game where kids choose the best way to move back and forth across the room. Start with everyone on one side of your space. Give kids options for how to move. For example, say, "Let's see how fast we can move across the room. Should we all run or tiptoe?" Together, help kids choose. Then move that way and celebrate when you've made it across.

Other ideas include:

- Let's see how slowly we can move. Should we hop or crawl?
- Let's see how carefully we can move. Should we walk forward or backward?
- Let's see how much fun we can have while we move. Should we crab walk or people walk?

In our game, you chose a way to move. Jesus show us how to live. (Follow Jesus!) **When we're friends with Jesus, he'll help us make the best choice.**



Food-n-Friendship

Supplies: snack, napkins, hand cleanser, *Music* CD, media player

- Give a napkin to a friend and say, **"Jesus shows us how to live."** (Follow Jesus!)

 **"God, You Are So Good"**
(*Music* CD track 3)

- Eat snack together.
- ❓ **When we pray, we talk with Jesus. Who has something we can talk with Jesus about?**
- Pray together.

Jesus shows us how to live. (Follow Jesus!) **And I'll show you how to clean up your snack.** Do something silly as you throw away trash. You could set a napkin on your head, spin as you leave your chair, or skip to the trash can. Have everyone follow your lead.




Coloring Creation

Supplies: "Jesus Is Tempted" Coloring Creation pages* (1 per child), crayons, food stickers, *Music* CD, media player

Jesus shows us how to live. (Follow Jesus!)

- Point out Jesus, the wilderness, and the mountain in the picture.
- Color the picture.
- Imagine you're an angel taking care of Jesus, and attach food stickers to the paper.
- Play music as kids create.

 **"The Strength I Need"**
(**Philippians 4:13**)
(*Music* CD track 7)



Supplies

- Music CD
 - “Goodbye, My Friends”
 - “The Strength I Need”
(Philippians 4:13)
- media player
- Sal Bible Memory Buddy stickers(1 per child)



Goodbye Circle

It's almost time to say goodbye! Let's sing our goodbye song as we join hands and make one big circle.

 “Goodbye, My Friends” (Music CD track 4)

Jesus shows us how to live. (Follow Jesus!) **Jesus is God's only Son. We don't see him living with us here on earth today, but Jesus is still with us. We can talk with him anytime and ask him for the strength we need to choose God's way.**

And Sal, our Bible Memory Buddy, can help us remember how **Jesus shows us how to live.** (Follow Jesus!)

- Show the Bible Memory Buddy poster.
- Invite Crew Guides to give each child a Sal sticker to wear or take home. Have kids crouch down as Crew Guides stand in front of them. Kids will each jump up to receive a sticker while Crew Guides say, “[Child's name] chooses God's way!”

 “The Strength I Need” (Philippians 4:13) (Music CD track 7)

- Do Bible Memory Verse motions and move to the music!



Saying each child's name in a loving way helps kids simply experience God's love through you!